



U.S. Consulate General Sydney, Australia

Please follow the steps below *before* your immigrant visa interview at the U.S. Consulate in Sydney, Australia.

Step 1: How to Prepare for Your Visa Interview in Sydney

The U.S. Embassy in Canberra and the U.S. Consulates General in Perth and Melbourne do not process Immigrant and K visa applications. These applications are processed at the U.S. Consulate General in Sydney only. Once your appointment has been scheduled you will receive an email from the U.S. Consulate General in Sydney requesting that you reconfirm this appointment within 24hrs.

Step 2: Get a Medical Exam in Australia

As soon as you receive your appointment date, you must schedule a medical exam in Australia. Click the “Medical Exam Instructions” button below for a list of approved physicians’ offices in Australia. Please schedule and attend a medical exam with one of these physicians before or after your interview.

[Medical Exam Instructions](#)


Step 3: Review Interview Guidelines


Read our interview guidelines to learn about any special actions that you need to take *before* your visa interview.


[Interview Guidelines](#)


Contact information

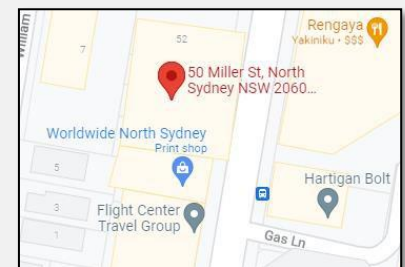
U.S. Consulate General
Suite 2, 50 Miller Street,
North Sydney, NSW 2060

 Phone:
In Australia: +61-1-300-139399
In the U.S.: 703-520-2230

 Email:
support-australia@ustraveldocs.com

 Website:
au.usembassy.gov

 Map:



Other links

- [After your interview](#)
- [Frequently asked questions](#)
- [Where to find Civil Documents](#)

Social media



Interview Preparation Video





Medical Exam Instructions

All immigrant visa applicants, regardless of age, require a medical examination prior to the issuance of a visa. Only a physician approved by the U.S. Consulate General can perform this exam. **It is your responsibility to schedule a medical exam with an approved physician**. Medical examination results from other physicians will not be accepted. Please click the button below for a list of approved physicians in Australia. Medical examinations cannot be performed in the United States.

[List of Approved Physicians](#)

Items to bring to your medical examination

The panel physician will need the following items to complete the medical exam:

- Your visa interview appointment letter,
- Your passport,
- Six (6) recently taken [U.S. passport-sized photographs](#), and
- A copy of your immunization records.
- DS-260 confirmation page

All medical examination fees, including x-ray and blood test fees, must be paid directly to the examining physician. The required medical examination forms will be provided and completed by the physician at your appointment.

During the medical exam

The medical examination will include a medical history review, physical examination, and chest X-ray, gonorrhea testing, and blood tests (for applicants 15 years of age or older). The United States also requires tuberculosis (TB) testing for all applicants two years of age and older. Please be prepared to discuss your medical history, medications you are taking, and current treatments you are undergoing. More information on general medical requirements for U.S. immigrants is available via [cdc.gov](#)

U.S. immigration law requires immigrant visa applicants to obtain certain vaccinations prior to the issuance of a visa. Current immigrant visa vaccination requirements are available via [cdc.gov](#). You can also read Frequently Asked Questions about our medical examination requirements [travel.state.gov](#).

After the medical exam

A copy of your vaccination record will be returned to you on the day of the examination by the panel physician. Keep the copy for your records. If you received a CD of your x-rays, you must bring it with you to the United States.

Medical reports are valid for three (3) or six (6) months from the date of examination, depending on the examination results. **Your visa will be limited to the expiry date of the medical exam.**

Interview Guidelines



Important information

You must submit an Express Post Prepaid Satchel that we will use to mail your issued visa in your passport (and visa package if applicable). Please be sure the satchel contains your name, contact number and the address where you would like us to mail the visa (within Australia). Keep the tracking number for your records and complete the “Return” address field as the U.S. Consulate address.

- a. Express Post Prepaid Satchel ([SMALL size](#)) (Invoice number begins with “IVSCA”)
- b. Express Post Prepaid Satchel ([LARGE size](#)) for all other applicants including Ks
- c. K visa applicants – choose the document delivery option of your choice via your online profile at [UStavelDocs](#)

Rescheduling or cancelling your interview

For some family-based and employment preference visa categories and the Diversity Lottery Program, a visa became available within the month your interview was scheduled. **There is no guarantee that a visa will still be available if you choose to reschedule your interview.** Please carefully consult the [Visa Bulletin](#) before you request to reschedule your interview.

To reschedule or cancel your appointment, please [click here](#) to contact our office. Visa interviews typically occur on Tuesday mornings only. Please note, not all requests can be met.

Security screening procedures

On the day of your interview please go to Suite 2, 50 Miller Street (Ground Floor) for security check-in. Applicants are requested to bring as few personal items as possible to the interview. You should arrive (15) minutes before your scheduled interview to clear through the [security screening process](#). Once you pass through security, you will be directed to the Consular Office. You should plan on spending up to three (3) hours at the consulate.

Accompanying persons

Petitioners may accompany the applicant(s) to the visa interview or, if the applicant is not fluent in English, one interpreter may attend. Please [email](#) the following information at least two (2) weeks before the interview so the petitioner or interpreter can be approved for access to our office:

- Case number
- Applicant’s name
- Date of interview
- Petitioner’s or interpreter’s name

Immigrant visa fees

If you have not paid all required fees to the National Visa Center, please be prepared to pay these fees on the day of your interview. *Please note that if you are found ineligible to receive a visa, the application fee cannot be refunded.* A list of fees can be found [Fees for Visa Services webpage](#).

Visa processing times

Immigrant visa processing times vary. There may be unexpected ineligibilities that become apparent only at the time of your interview which require additional time and processing. Generally, it will take 15 business days to print your visa and prepare your visa package (if applicable) after the consular officer has reviewed and adjudicated your case.

After Your Interview



A Consular Officer can make a decision on a visa application only after reviewing the formal application and interviewing the applicant. **There is no guarantee that you will receive a visa.** Do not sell your house, car or property; resign from your job; or make non-refundable flight or other travel arrangements until you have received your immigrant visa.

If more information is needed

Sometimes a Consular Officer is unable to make a decision on a visa application because they need to review additional documents, or the case requires further administrative processing.

When [administrative processing](#) is required, the consular officer will inform the applicant at the end of the interview. The duration of the administrative processing will vary based on the individual circumstances of each case. Except in cases of emergency travel (i.e., serious illnesses, injuries, or deaths in your immediate family), before making inquiries about status of administrative processing, applicants should wait at least 180 days from the date of interview or submission of supplemental documents, whichever is later.

What happens after visa approval

Passport and Visa

Your immigrant visa will be placed on a page in your passport. Please review the printed information right away to make sure there are no errors. If there are any spelling or biographical errors, contact the consulate immediately.

What do I need to do before I travel?

You must pay the USCIS [Immigrant Fee](#) to U.S. Citizenship and Immigration Services (USCIS) after you receive your immigrant visa and before you travel to the United States. Only children who enter the United States under the Orphan or Hague adoption programs, Iraqi and Afghan special immigrants, returning residents (SB-1s), and those issued K visas are exempt from this fee. Please visit the [USCIS website](#) for more information and to pay the fee. Please Note: USCIS will not issue a Permanent Resident Card (Form I-551 or Green Card until you have paid the fee.

When should I travel?

You must arrive in and apply for admission to the United States no later than the visa expiration date printed on your visa. An immigrant visa is usually valid for up to six (6) months from the date of issuance unless your medical examination expires sooner, which may make your visa valid for less than six (6) months.

Entering the United States

When traveling to the United States, the primary (or principal) applicant must enter before or at the same time as derivative family members with visas. A visa does not guarantee entry into the United States. The Department of Homeland Security, U.S. Customs and Border Protection (CBP) officials have authority to grant or deny admission. Learn about admission and entry requirements on the [CBP website](#). When you are admitted, you will enter as a Lawful Permanent Resident, also called a green card holder, and will be permitted to work and live in the United States.

Getting a Green Card – Your Form I-551 Permanent Resident Card, also known as a green card, will be automatically mailed to the address in the United States that you write in your visa application form. This is a very important document that proves you have permission to reside in the United States. *If you plan to travel outside the U.S. before your green card arrives:* Please consult [USCIS's](#) and [CBP's](#) websites for rules about what documents you need to re-enter the country. We also recommend you check with the airline to ensure you are in compliance with their rules. *Once your card is issued, you should not stay outside of the United States for more than one year. If you do, you will lose your status as a Lawful Permanent Resident.*

↓ Continued on next page ↓

After Your Interview



Children’s Issues – In the United States, children are required to have certain vaccinations before they can enroll in school. We recommend that you bring your child’s complete vaccination records with you to the United States. If your child is adopted, you have full custody as a result of a divorce, or you share custody with another parent, you should bring a copy of all applicable adoption or custody papers from the authoritative court in your home country. You will need these papers (translated into English) for issues such as school enrollment, medical care, and eventual citizenship.

When You are a Permanent Resident – Learn more about your status as a [Lawful Permanent Resident](#). You may also wish to review [Welcome to the United States: A Guide for New Immigrants](#).

Social Security Number – To learn about the U.S. Social Security Administration benefits available to Legal Permanent Residents, and how to apply for a social security number card, visit the [Social Security Administration](#) website.

Approved Panel Physicians



New South Wales

Name	Address	Contact Information
Dr. Celina Rappaport	MedicalOne 31 Hunter Street Sydney, NSW 2000	(02) 9235-4444 doctor@sydneyvisamedical.com
Dr. Rosemary Aldous	MedicalOne 31 Hunter Street Sydney, NSW 2000	(02) 9235-4444 usvisa@medicalone.com.au

Victoria

Name	Address	Contact Information
Dr. Charles Okraglik	Toorak Village Medical Centre Level 1, TOK H 459 Toorak Road Toorak, VIC 3142	(03) 9826 8811 visas@tvmc.com.au

Western Australia

Name	Address	Contact Information
Dr. Elizabeth Sinclair	Fitzgerald Medical Centre 435 Fitzgerald Street North Perth, WA 6006	(08) 9228-8173 reception@fitzmed.com.au