

Annual Report of Immigrant Visa Applicants in the Family-sponsored and Employment-based preferences Registered at the National Visa Center as of November 1, 2022

Most prospective immigrant visa applicants qualify for status under the law on the basis of family relationships or employer sponsorship. Entitlement to visa processing in these classes is established ordinarily through approval by U.S. Citizenship and Immigration Services (USCIS) of a petition filed on the applicant's behalf. The petitions of applicants who will be processed at an overseas post are forwarded by USCIS to the Department of State; applicants in categories subject to numerical limit are registered on the visa waiting list discussed below (Applications for adjustment of status under INA 245 which are pending at USCIS Offices are not included in the tabulation of the immigrant waiting list data which is being provided at this time. As such, the following figures ONLY reflect petitions which the Department of State has received, and do not include the significant number of applications held with the USCIS Offices.)

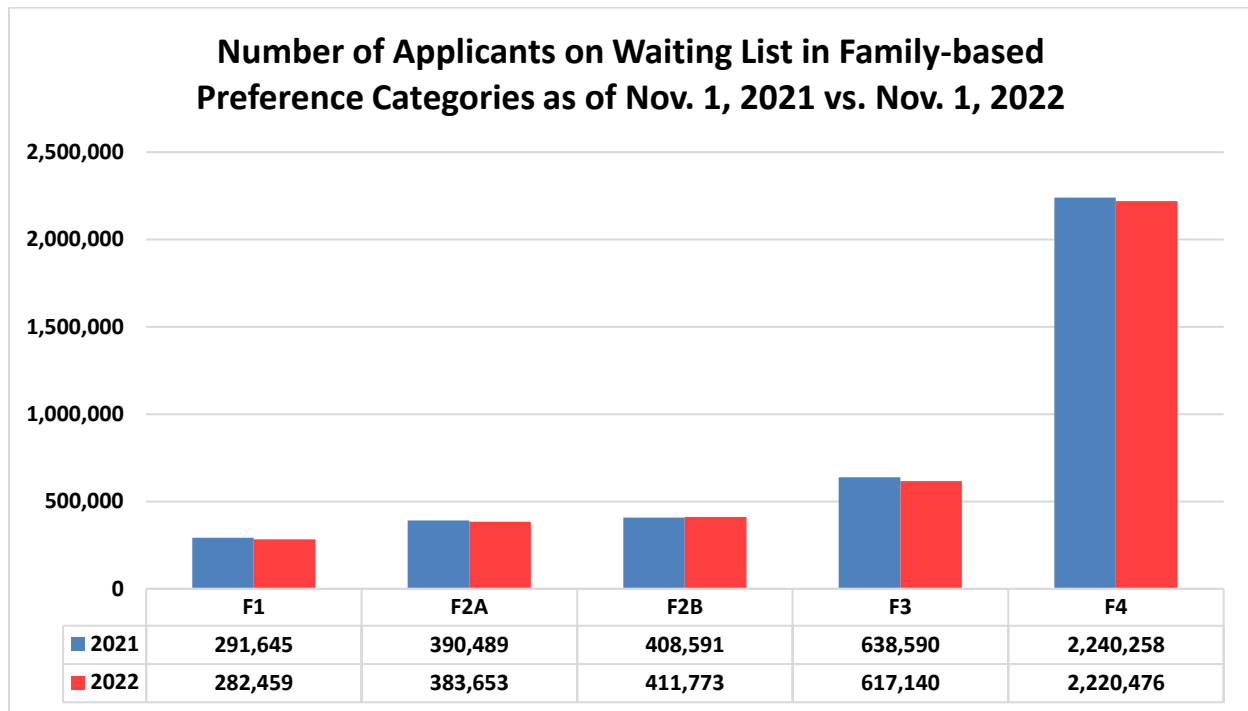
Each case is assigned a priority (i.e., registration) date based on the filing date accorded to the petition. Applicants are advised to assemble and submit required documents (i.e., become documentarily qualified) when their priority date is within the application filing dates which are published each month by the Department of State in the *Visa Bulletin*. Meanwhile, visa issuance within each numerically limited category is possible only if the applicant's priority date is within the applicable final action dates, also published in the *Visa Bulletin*. Eligible applicants are subject to overall worldwide annual numerical limits within their respective categories; in addition, a per-country limit on such preference immigrants set by INA 202 places a maximum on the number of visas which may be issued in a single year to applicants from any one country regardless of where they are processed. The totals in this report reflect applicants at all stages of this process – those that are not yet documentarily qualified, those that are documentarily qualified and waiting for their priority date to become current, and those whose priority date is current and are waiting to be scheduled for an interview.

The following figures are compiled from the NVC report submitted to the Department on November 1, 2022 and show the number of immigrant visa applicants on the visa waiting list in the various preferences and subcategories subject to numerical limit. All figures reflect persons registered under each respective numerical limitation, i.e., the totals represent not only principal applicants or petition beneficiaries, but their spouses and children entitled to derivative status under INA 203(d) as well.

The Family-sponsored and Employment-based totals provided in this year's waiting list report are considerably higher than would normally be expected. This stems from COVID-19 related issues severely impacting the ability of overseas posts to process such cases since April 2020, resulting in their retention at NVC and inclusion in this year's report. Please see [here](#) for reporting on the Immigrant Visa Scheduling Backlog, a subset of this total data.

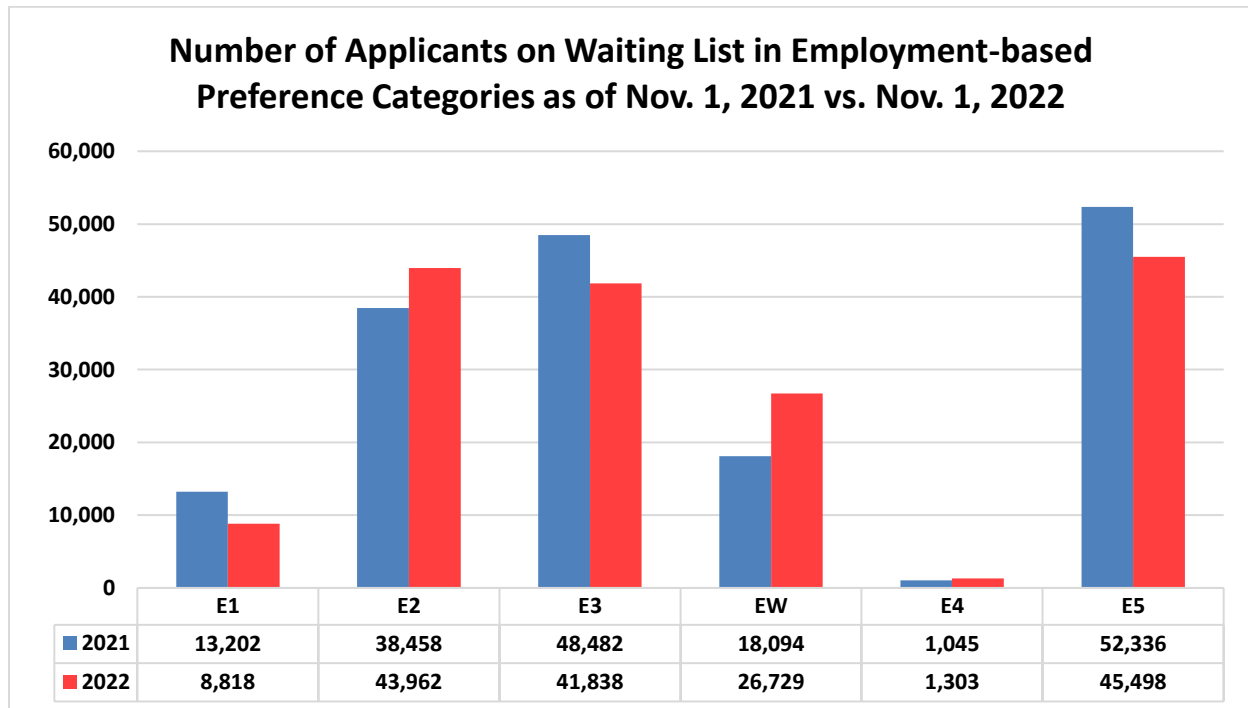
Family-sponsored Preferences

Category	As of Nov. 1, 2021	As of Nov. 1, 2022	% of Change From 2021 Totals
FAMILY FIRST	291,645	282,459	(-3.1%)
FAMILY SECOND TOTAL	799,080	795,426	(-0.5%)
2A-Spouses/Children:	390,489	383,653	(-1.8%)
2B-Adult Sons/Daughters:	408,591	411,773	(+0.8%)
FAMILY THIRD	638,590	617,140	(-3.4%)
FAMILY FOURTH	2,240,258	2,220,476	(-0.9%)
TOTAL	3,969,573	3,915,501	(-1.4%)



Employment-based Preferences

Category	As of Nov. 1, 2021	As of Nov. 1, 2022	% of Change From 2021 Totals
EMPLOYMENT FIRST	13,202	8,818	(-33.2%)
EMPLOYMENT SECOND	38,458	43,962	(+14.3%)
EMPLOYMENT THIRD TOTAL	66,576	68,567	(+3.0%)
Skilled Workers:	48,482	41,838	(-13.7%)
Other Workers:	18,094	26,729	(+47.7%)
EMPLOYMENT FOURTH TOTAL	1,045	1,303	(+24.7%)
EMPLOYMENT FIFTH TOTAL	52,336	45,498	(-13.1%)
TOTAL	171,617	168,148	(-2.0%)
GRAND TOTAL	4,141,190	4,083,649	(-1.4%)



Immigrant Waiting List By Country

Immigrant visa issuances during fiscal year 2023 will be limited by the terms of INA 201 to no more than 226,000 in the family-sponsored preferences and approximately 197,000 in the employment-based preferences. (Visas for "Immediate Relatives" - i.e., spouses, unmarried children under the age of 21 years, and parents of U.S. citizens - are not subject to numerical limitation.)

It should by no means be assumed that once an applicant is registered, the case is continually included in the waiting list totals unless and until a visa is issued. Consular procedures mandate a regular culling of visa cases to remove from the count those unlikely to see further action, so that totals are not unreasonably inflated.

The ten countries with the highest number of waiting list registrants in FY 2023 are listed below; together these represent 75.7% of the total. This list includes all countries with at least 78,000 persons on the waiting list. Section 202 of the INA prescribes that visa issuances to nationals of any single country may not exceed seven percent during a fiscal year. This limit serves to avoid the potential monopolization of the annual limitation by applicants from only a few countries. That limitation is not a quota to which any particular country is entitled, however. For FY 2023 the per-country limit will be approximately 29,610.

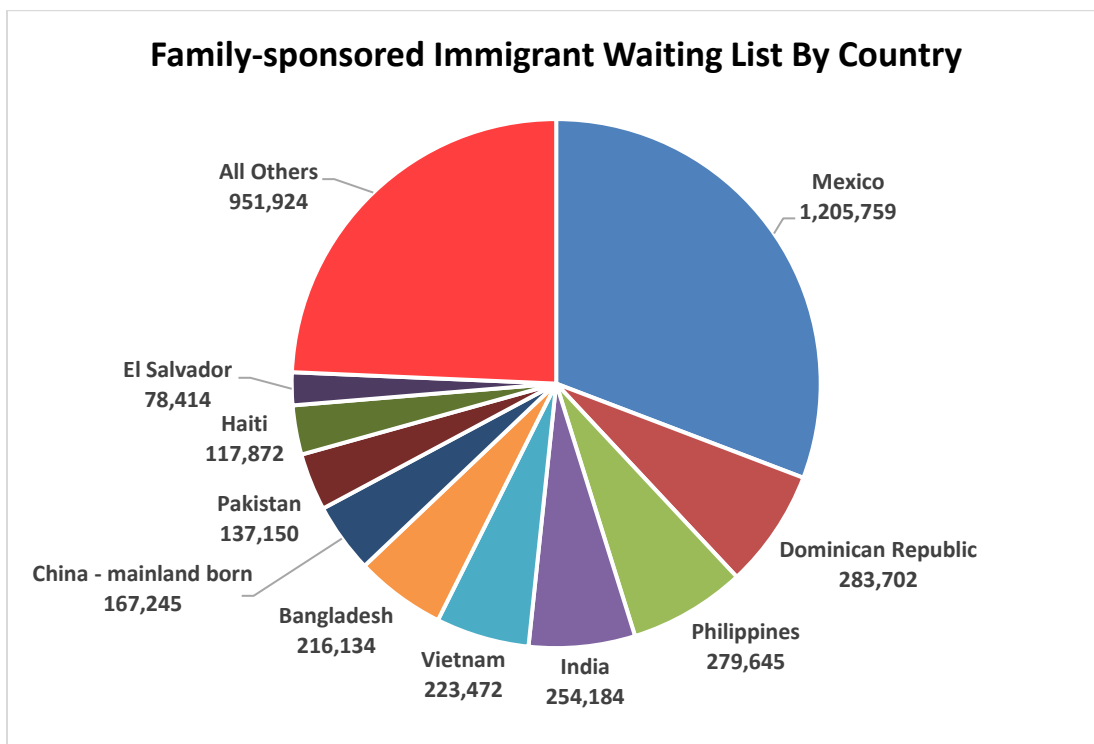
Country	Applicants
Mexico	1,211,140
Philippines	296,037
India	293,569
Dominican Republic	283,834
Vietnam	228,673
China – mainland born	226,607
Bangladesh	218,165
Pakistan	138,513
Haiti	117,918
El Salvador	78,776
All Others	990,417
Worldwide Total	4,083,649

Family-sponsored Immigrant Waiting List By Country

The ten countries with the highest number of Family-sponsored waiting list registrants are listed below; together these represent 75.7% of the total. This list includes all countries with at least 78,000 persons on the waiting list. (The per-country limit in INA 202 sets an annual maximum on the amount of Family preference visas which may be issued to applicants from any one country; the FY 2023 per-country limit will be 15,820.)

Family-sponsored Preferences

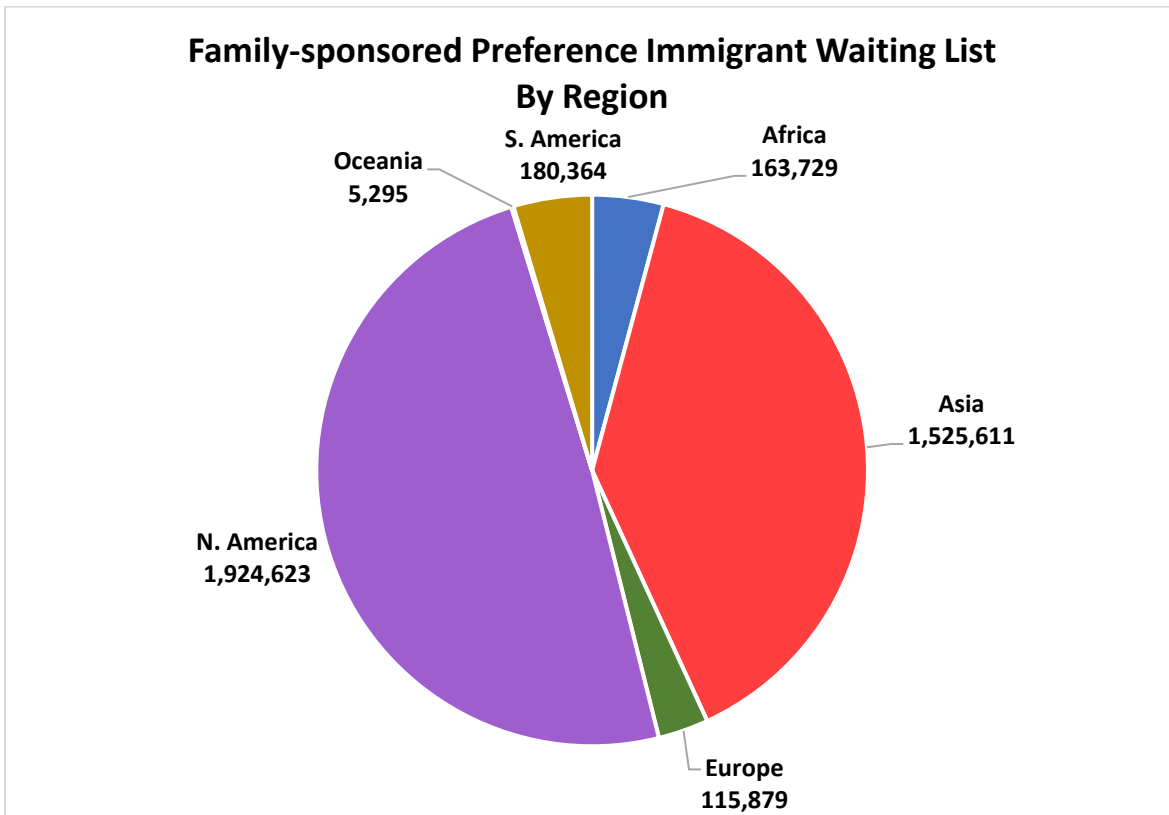
Country	Total
Mexico	1,205,759
Dominican Republic	283,702
Philippines	279,645
India	254,184
Vietnam	223,472
Bangladesh	216,134
China – mainland born	167,245
Pakistan	137,150
Haiti	117,872
El Salvador	78,414
All Others	951,924
Worldwide Total	3,915,501



Family-sponsored Immigrant Waiting List By Region

A breakdown of the NVC waiting list by region is:

Region	Total
Africa	163,729
Asia	1,525,611
Europe	115,879
N. America*	1,924,623
Oceania	5,295
S. America	180,364
Family Total	3,915,501



*North America includes Canada, Mexico, Central America and the Caribbean.

FAMILY-SPONSORED PREFERENCES

Family FIRST Preference:

The worldwide Family FIRST preference numerical limitation is 23,400. The top ten countries with the highest F1 waiting list totals are:

Country	Family First Preference Total	Percent of Category Waiting List
Mexico	90,317	32.0%
Dominican Republic	29,608	10.5%
Philippines	23,494	8.3%
Jamaica	15,124	5.4%
Haiti	14,259	5.0%
El Salvador	10,325	3.7%
Cuba	7,188	2.5%
Vietnam	5,803	2.1%
Colombia	5,217	1.8%
Honduras	5,160	1.8%
All Others	75,964	26.9%
Total	282,459	100%

Cases are being added to the waiting list in this category not only by the approval of new FIRST preference petitions, but also through automatic conversion of pending 2B cases into FIRST preference upon the naturalization of the petitioner.

The prospect for increasing future demand in the FIRST preference could result in slower advances in the worldwide final action date as a consequence. Only two countries, Mexico and Philippines, have FIRST preference final action dates which are earlier than the worldwide date. (NOTE: A Family 2B petition automatically converts to a Family FIRST petition if the petitioner naturalizes. However, Section 6 of the Child Status Protection Act of 2002, Pub. L. 107-208, provides relief for Family 2B applicants who would be disadvantaged by a conversion to Family FIRST status due to a less favorable Family FIRST final action date).

Family SECOND Preference:

The total Family SECOND preference waiting list figure is 795,426. Of these, 383,653 (48.2%) are spouses and children of permanent residents of the United States (the 2A class), and 411,773 (51.8%) are adult unmarried sons/daughters of permanent residents (the 2B class). The Family SECOND preference represents 20.3% of the total Family preference waiting list. It will receive 114,200 visa numbers for FY 2023, just over half of the 226,000 family preference total; 77% of SECOND preference numbers are provided to 2A applicants, while the remaining 23% go to the 2B class.

2A: About 87,900 visa numbers are available for use during FY 2023. The top ten countries with the highest 2A waiting list totals are:

Country	Family 2A Preference Total	Percent of Category Waiting List
Mexico	99,822	26.0%
Dominican Republic	77,546	20.2%
Cuba	24,018	6.3%
Haiti	20,555	5.4%
Philippines	16,601	4.3%
El Salvador	14,796	3.8%
Vietnam	11,406	3.0%
Guatemala	8,877	2.3%
Honduras	8,271	2.1%
Jamaica	6,766	1.8%
All Others	94,995	24.8%
Total	383,653	100%

Upon naturalization of the petitioner, a pending 2A case is converted automatically into the “Immediate Relative” visa category, which is not subject to numerical limit and therefore has no visa waiting period. As a result, the number of cases being processed in the “Immediate Relative” category may increase and partially offset new F2A filings.

2B: Visa numbers for this class of adult sons and daughters will be approximately 26,260 during FY 2022. The top ten countries with the highest 2B waiting list totals are:

Country	Family 2B Preference Total	Percent of Category Waiting List
Mexico	121,127	29.4%
Dominican Republic	76,291	18.5%
Philippines	47,545	11.6%
Haiti	19,845	4.8%
Vietnam	19,140	4.7%
Cuba	18,131	4.4%
El Salvador	15,709	3.8%
China - mainland born	10,916	2.7%
Ecuador	6,259	1.5%
Jamaica	5,821	1.4%
All Others	70,989	17.2%
Total	411,773	100%

Some of the 2B applicants were formerly counted in the 2A waiting list and have since turned 21.

Family THIRD Preference:

The annual visa limit is 23,400. Two oversubscribed countries (Mexico and Philippines) have sufficiently heavy demand in this preference to require a final action date substantially earlier than the worldwide date. The top ten countries with the highest F3 waiting list totals are:

Country	Family Third Preference Total	Percent of Category Waiting List
Mexico	198,689	32.2%
Philippines	100,561	16.3%
India	35,852	5.8%
Vietnam	28,894	4.7%
Dominican Republic	17,436	2.8%
Haiti	15,956	2.6%
China - mainland born	15,859	2.6%
Pakistan	14,212	2.3%
Cuba	11,317	1.8%
Nigeria	10,782	1.7%
All Others	167,582	27.2%
Total	617,140	100%

Family FOURTH Preference:

Applicants registered in the Family FOURTH preference total 2,220,476. Annual visa issuances are limited to 65,000. The waiting period for the Family FOURTH preference is longer than any other category because the demand significantly exceeds the number of available visas. The countries listed below have the largest number of FOURTH preference applicants:

Country	Family Fourth Preference Total	Percent of Category Waiting List
Mexico	695,804	31.3%
India	208,488	9.4%
Bangladesh	202,213	9.1%
Vietnam	158,229	7.1%
China - mainland born	133,315	6.0%
Pakistan	114,990	5.2%
Philippines	91,444	4.1%
Dominican Republic	82,821	3.7%
Haiti	47,257	2.1%
El Salvador	27,441	1.3%
All Others	458,474	20.7%
Total	2,220,476	100%

The waiting period in this preference is now over fifteen years for countries of most favorable visa availability and even longer for some oversubscribed countries (notably Mexico and Philippines).

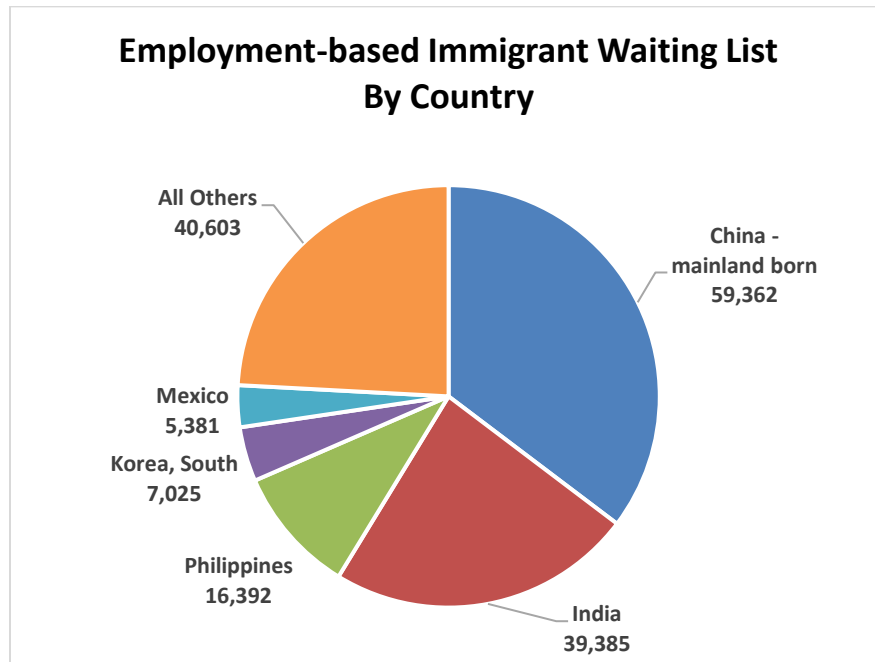
Employment-based Immigrant Waiting List By Country

It is important to note that normally about eighty-five percent of all Employment preference immigrants are processed as adjustment of status cases at USCIS offices. Cases pending with USCIS are not counted in the consular waiting list tally presented below. Therefore, in several Employment categories the waiting list totals being provided below significantly understate real immigrant demand. The Employment waiting list counts not only prospective workers, but also their spouses and children entitled under the law to derivative preference status.

The five countries with the highest number of Employment-based waiting list registrants are listed below; together these represent 75.9% of the total. This list includes all countries with at least 5,300 persons on the waiting list. (The per-country limit in INA 202 sets an annual maximum on the amount of Employment preference visas which may be issued to applicants from any one country; the FY 2023 per-country limit will be approximately 13,790.)

Employment-based Preferences

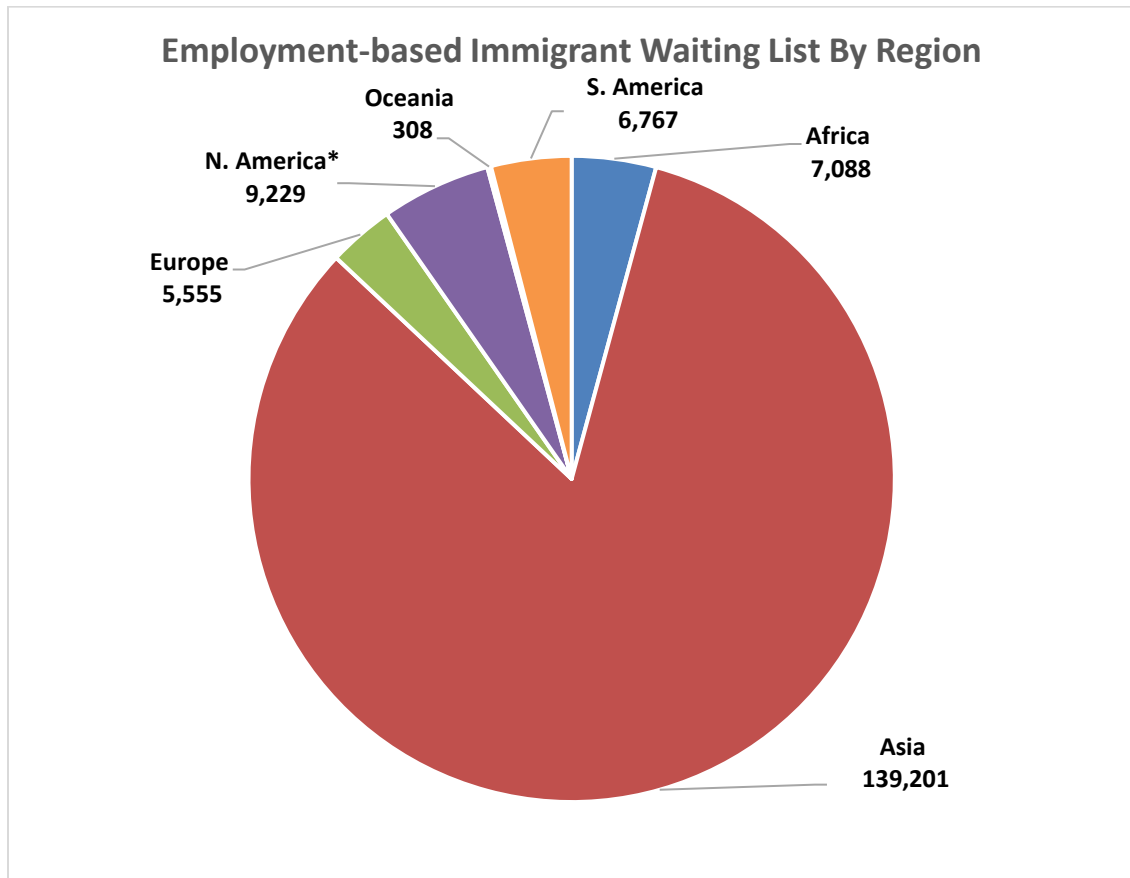
Country	Total
China - mainland born	59,362
India	39,385
Philippines	16,392
Korea, South	7,025
Mexico	5,381
All Others	40,603
Worldwide Total	168,148



Employment-based Immigrant Waiting List By Region

A breakdown of the NVC waiting list by region is:

Region	Total
Africa	7,088
Asia	139,201
Europe	5,555
N. America*	9,229
Oceania	308
S. America	6,767
Employment Total	168,148



*North America includes Canada, Mexico, Central America and the Caribbean.

EMPLOYMENT-BASED PREFERENCES

Employment FIRST Preference:

Top countries are:

<u>Country</u>	<u>Employment First Preference Total</u>	<u>Percent of Category Waiting List</u>
China - mainland born	3,816	43.3%
India	1,064	12.1%
Canada	542	6.1%
Brazil	341	3.9%
Korea, South	304	3.4%
Russia	236	2.7%
Great Britain and Northern Ireland	218	2.5%
Iran	198	2.2%
Venezuela	153	1.7%
Mexico	106	1.2%
All Others	1,840	20.9%
Total	8,818	100%

This category is "current" at present for all countries.

Employment SECOND Preference:

Top countries are:

<u>Country</u>	<u>Employment Second Preference Total</u>	<u>Percent of Category Waiting List</u>
India	23,916	54.4%
China - mainland born	9,330	21.2%
Korea, South	3,086	7.0%
Brazil	1,383	3.1%
Iran	905	2.1%
All Others	5,342	12.2%
Total	43,962	100%

Sufficiently heavy demand in the Employment Second Preference category has necessitated the establishment of a final action date for all countries. Two oversubscribed countries (China-mainland born and India) have enough demand to require earlier final action dates.

Employment THIRD Preference:

Skilled Worker/Professional Components - Top countries are:

Country	Employment Third Preference: Skilled Worker/Professional Components	Percent of Category Waiting List
India	12,701	30.3%
Philippines	12,085	28.9%
China - mainland born	3,457	8.3%
Kenya	2,177	5.2%
Korea, South	919	2.2%
All Others	10,499	25.1%
Total	41,838	100%

Other Worker Components - Top Countries are:

Country	Employment Third Preference: Other Worker Components	Percent of Category Waiting List
Mexico	4,202	15.7%
Philippines	4,053	15.2%
China - mainland born	3,855	14.4%
Vietnam	3,274	12.3%
Korea, South	2,092	7.8%
All Others	9,253	34.6%
Total	26,729	100%

Two oversubscribed countries (China-mainland born and India) have sufficiently heavy demand in the Employment Third Preference to require final action dates at present; the category is “current” for all other countries. In the Third “Other Worker” Preference category, worldwide demand has been sufficient to necessitate a final action date, while China-mainland born and India require earlier final action dates.

Employment FOURTH Preference:

Top countries are:

Country	Employment Fourth Preference	Percent of Category Waiting List
India	200	15.4%
Mexico	105	8.1%
Korea, South	64	4.9%
Philippines	54	4.1%
Nigeria	47	3.6%
All Others	833	63.9%
Total	1,303	100%

The above Employment Fourth Preference category totals include the SR category.

Sufficient demand has required the establishment of a final action date for the Employment Fourth Preference category for all countries. El Salvador, Guatemala, Honduras, and Mexico have demand that requires earlier final action dates.

Employment FIFTH Preference:

Top countries are:

Country	Employment Fifth Preference	Percent of Category Waiting List
China - mainland born	38,874	85.4%
Vietnam	1,534	3.4%
India	1,362	3.0%
Hong Kong S.A.R.	688	1.5%
Korea, South	560	1.2%
All Others	2,480	5.5%
Total	45,498	100%

The Fifth Preference (C5, I5, R5, and T5) categories are “current” at present for all countries except China and India.