

**Annual Report of Immigrant Visa Applicants in the Family-sponsored and
Employment-based preferences Registered at the National Visa Center
as of November 1, 2019**

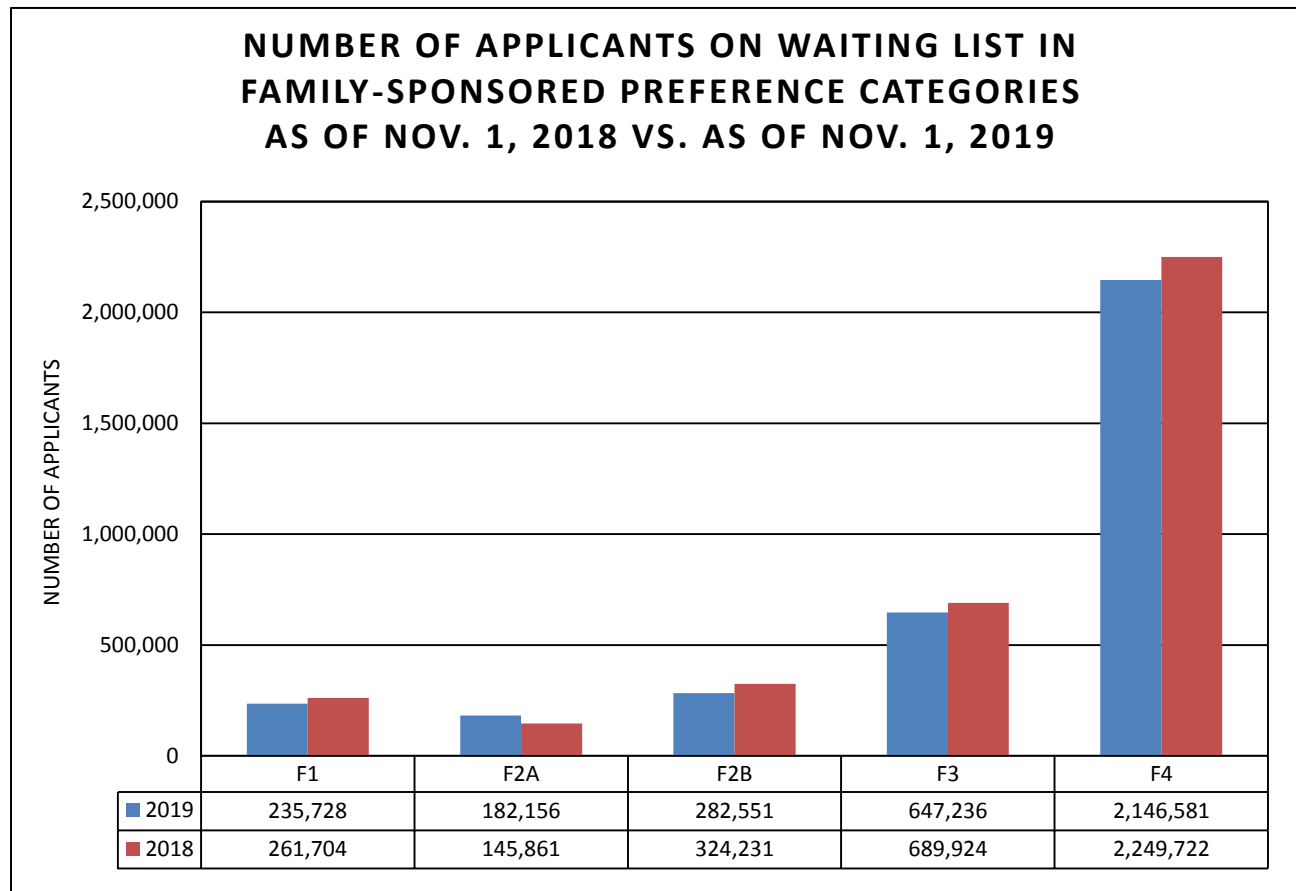
Most prospective immigrant visa applicants qualify for status under the law on the basis of family relationships or employer sponsorship. Entitlement to visa processing in these classes is established ordinarily through approval by U.S. Citizenship and Immigration Services (USCIS) of a petition filed on the applicant's behalf. The petitions of applicants who will be processed at an overseas post are forwarded by USCIS to the Department of State; applicants in categories subject to numerical limit are registered on the visa waiting list. Each case is assigned a priority (i.e., registration) date based on the filing date accorded to the petition. Visa issuance within each numerically limited category is possible only if the applicant's priority date is within the applicable final action dates which are published each month by the Department of State in the Visa Bulletin. Family and Employment preference applicants compete for visa numbers within their respective categories on a worldwide basis according to priority date; a per-country limit on such preference immigrants set by INA 202 places a maximum on the amount of visas which may be issued in a single year to applicants from any one country, however.

In October, the Department of State asked the National Visa Center (NVC) at Portsmouth, New Hampshire to report the totals of applicants on the waiting list in the various numerically-limited immigrant categories. Applications for adjustment of status under INA 245 which are pending at USCIS Offices are not included in the tabulation of the immigrant waiting list data which is being provided at this time. As such, the following figures ONLY reflect petitions which the Department of State has received, and do not include the significant number of applications held with the USCIS Offices.

The following figures have been compiled from the NVC report submitted to the Department on November 1, 2019, and show the number of immigrant visa applicants on the waiting list in the various preferences and subcategories subject to numerical limit. All figures reflect persons registered under each respective numerical limitation, i.e., the totals represent not only principal applicants or petition beneficiaries, but their spouses and children entitled to derivative status under INA 203(d) as well.

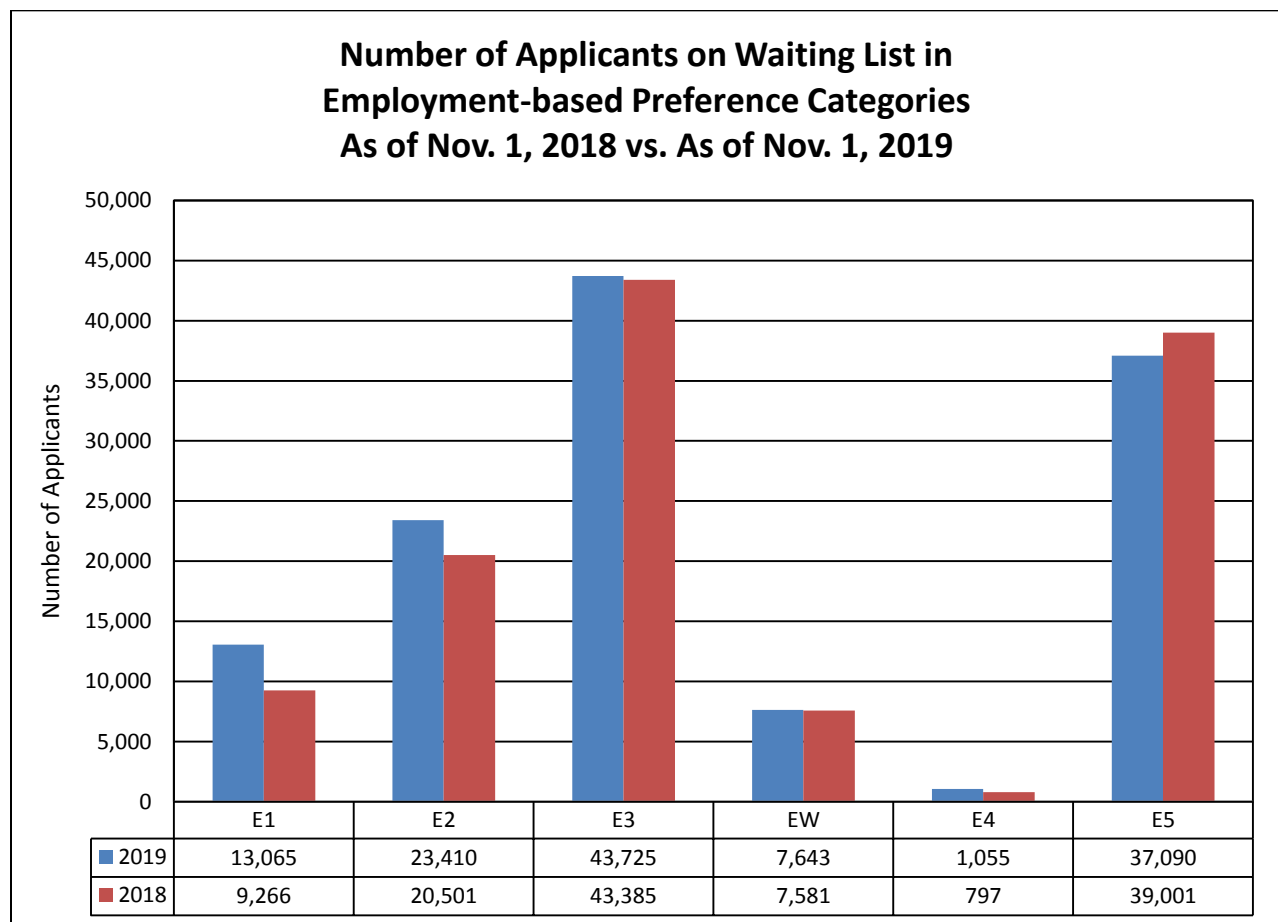
Family-sponsored Preferences

Category	as of Nov. 1, 2018	as of Nov. 1, 2019	% of Change From 2018 Totals
FAMILY FIRST	261,704	235,728	(-9.9%)
FAMILY SECOND TOTAL	470,092	464,707	(-1.1%)
2A-Spouses/Children:	145,861	182,156	(+24.9%)
2B-Adult Sons/Daughters:	324,231	282,551	(-12.9%)
FAMILY THIRD	689,924	647,236	(-6.2%)
FAMILY FOURTH	2,249,722	2,146,581	(-4.6%)
TOTAL	3,671,442	3,494,252	(-4.8%)



Employment-based Preferences

Category	as of Nov. 1, 2018	as of Nov. 1, 2019	% of Change From 2018 Totals
EMPLOYMENT FIRST	9,266	13,065	(+41.0%)
EMPLOYMENT SECOND	20,501	23,410	(+14.2%)
EMPLOYMENT THIRD TOTAL	50,966	51,368	(+0.8%)
Skilled Workers:	43,385	43,725	(+0.8%)
Other Workers:	7,581	7,643	(+0.8%)
EMPLOYMENT FOURTH TOTAL	797	1,055	(+32.4%)
EMPLOYMENT FIFTH TOTAL	39,001	37,090	(-4.9%)
TOTAL	120,531	125,988	(+4.5%)
GRAND TOTAL	3,791,973	3,620,240	(-4.5%)



Immigrant Waiting List By Country

Immigrant visa issuances during fiscal year 2020 will be limited by the terms of INA 201 to no more than 226,000 in the family-sponsored preferences and approximately 156,600 in the employment-based preferences. (Visas for "Immediate Relatives" - i.e., spouses, unmarried children under the age of 21 years, and parents of U.S. citizens - are not subject to numerical limitation, however.)

It should by no means be assumed that once an applicant is registered, the case is then continually included in the waiting list totals unless and until a visa is issued. The consular procedures mandate a regular culling of visa cases to remove from the count those unlikely to see further action, so that totals are not unreasonably inflated.

The ten countries with the highest number of waiting list registrants in FY 2020 are listed below; together these represent 76.9% of the total. This list includes all countries with at least 62,000 persons on the waiting list. There is a seven percent per-country limit, which visa issuances to any single country may not exceed. This limit serves to avoid the potential monopolization of virtually all the annual limitation by applicants from only a few countries. That limitation is not a quota to which any particular country is entitled, however. For FY 2020 the per-country limit will be approximately 26,740.

Country	Applicants
Mexico	1,206,562
Philippines	291,392
India	284,006
China - mainland born	215,858
Vietnam	210,328
Bangladesh	166,867
Dominican Republic	139,465
Pakistan	111,849
Haiti	95,151
El Salvador	62,958
All Others	835,804
Worldwide Total	3,620,240

Immigrant Waiting List By Preference Category

FAMILY-SPONSORED PREFERENCES

Family FIRST Preference:

The worldwide Family FIRST preference numerical limitation is 23,400. The top ten countries with the highest F1 waiting list totals are:

Country	Family First Preference Total	Percent of Category Waiting List
Mexico	98,424	41.7%
Dominican Republic	18,699	7.9%
Philippines	15,283	6.5%
Haiti	12,914	5.5%
Jamaica	10,372	4.4%
El Salvador	8,176	3.5%
Honduras	4,059	1.7%
Colombia	4,054	1.7%
Vietnam	3,775	1.6%
Guatemala	3,454	1.5%
All Others	56,518	24.0%
Total	235,728	100%

Cases are being added to the waiting list in this category not only by the approval of new FIRST preference petitions, but also through automatic conversion of pending 2B cases into FIRST preference upon the naturalization of the petitioner.

The prospect for increasing future demand in the FIRST preference could result in slower advances in the worldwide final action date as a consequence. Only two countries, Mexico and Philippines, have FIRST preference final action dates which are earlier than the worldwide date. (NOTE: A Family 2B petition automatically converts to a Family FIRST petition if the petitioner naturalizes. However, Section 6 of the Child Status Protection Act of 2002, Pub. L. 107-208, provides relief for Family 2B applicants who would be disadvantaged by a conversion to Family FIRST status due to a less favorable Family FIRST final action date).

Family SECOND Preference:

The total Family SECOND preference waiting list figure is 464,707. Of these, 182,156 (39.2%) are spouses and children of permanent residents of the United States (the 2A class), and 282,551 (60.8%) are adult unmarried sons/daughters of permanent residents (the 2B class). The Family SECOND preference represents 13.3% of the total Family preference waiting list. It will receive 114,200 visa numbers for FY 2020, just over half of the 226,000 family preference total; 77% of SECOND preference numbers are provided to 2A applicants, while the remaining 23% go to the 2B class.

2A: About 87,900 visa numbers are available for use during FY 2020. The top ten countries with the highest 2A waiting list totals are:

Country	Family 2A Preference Total	Percent of Category Waiting List
Mexico	56,613	31.1%
Dominican Republic	22,135	12.2%
Cuba	19,296	10.6%
El Salvador	8,878	4.9%
Haiti	6,287	3.4%
Philippines	5,686	3.1%
Vietnam	5,274	2.9%
Guatemala	4,886	2.7%
China - mainland born	4,737	2.6%
Honduras	4,450	2.4%
All Others	43,914	24.1%
Total	182,156	100%

Upon naturalization of the petitioner, a pending 2A case is converted automatically into the “Immediate Relative” visa category, which is not subject to numerical limit and therefore has no visa waiting period. As a result, the amount of cases being processed in the “Immediate Relative” category may increase and partially offset new F2A filings.

2B: Visa numbers for this class of adult sons and daughters will be approximately 26,260 during FY 2020. The top ten countries with the highest 2B waiting list totals are:

Country	Family 2B Preference Total	Percent of Category Waiting List
Mexico	124,170	43.9%
Philippines	41,892	14.8%
Dominican Republic	28,865	10.2%
Haiti	13,086	4.6%
El Salvador	8,244	2.9%
Vietnam	6,966	2.5%
Cuba	6,911	2.4%
China - mainland born	5,258	1.9%
Guatemala	3,487	1.2%
Jamaica	3,403	1.2%
All Others	40,269	14.3%
Total	282,551	100%

Some of the 2B applicants were formerly counted in the 2A waiting list and have since turned 21.

Family THIRD Preference:

The annual visa limit is 23,400. Two oversubscribed countries (Mexico and Philippines) have sufficiently heavy demand in this preference to require a final action date substantially earlier than the worldwide date. The top ten countries with the highest F3 waiting list totals are:

Country	Family Third Preference Total	Percent of Category Waiting List
Mexico	204,288	31.5%
Philippines	112,514	17.4%
India	40,057	6.2%
Vietnam	34,102	5.3%
China - mainland born	18,238	2.8%
Haiti	15,555	2.4%
Dominican Republic	14,775	2.3%
Pakistan	13,252	2.0%
Cuba	10,829	1.7%
El Salvador	10,394	1.6%
All Others	173,232	26.8%
Total	647,236	100%

Family FOURTH Preference:

Applicants registered in the Family FOURTH preference total 2,146,581. Annual visa issuances are limited to 65,000. The waiting period for the Family FOURTH preference is longer than any other category because the demand significantly exceeds the number of available visas. The countries listed below have the largest number of FOURTH preference applicants:

Country	Family Fourth Preference Total	Percent of Category Waiting List
Mexico	721,208	33.6%
India	200,090	9.3%
Bangladesh	158,318	7.4%
Vietnam	157,360	7.3%
China - mainland born	138,136	6.4%
Philippines	102,721	4.8%
Pakistan	94,403	4.4%
Dominican Republic	54,925	2.6%
Haiti	47,280	2.2%
El Salvador	27,047	1.3%
All Others	445,093	20.7%
Total	2,146,581	100%

The waiting period in this preference is now over thirteen years for countries of most favorable visa availability and even longer for some oversubscribed countries (notably Mexico and Philippines).

EMPLOYMENT-BASED PREFERENCES

It is important to note that about eighty percent of all Employment preference immigrants were processed as adjustment of status cases at USCIS offices during FY 2019. Cases pending with USCIS are not counted in the consular waiting list tally which is presented below. Therefore, in several Employment categories the waiting list totals being provided below significantly understate real immigrant demand. The Employment waiting list counts not only prospective workers, but also their spouses and children entitled under the law to derivative preference status.

Employment FIRST Preference:

Top countries are:

<u>Country</u>	<u>Employment First Preference Total</u>	<u>Percent of Category Waiting List</u>
China - mainland born	6,959	53.3%
India	1,282	9.8%
Canada	474	3.6%
Great Britain and Northern Ireland	472	3.6%
Brazil	429	3.3%
Korea, South	400	3.1%
Venezuela	341	2.6%
Russia	161	1.2%
France	153	1.2%
Iran	134	1.0%
All Others	2,260	17.3%
Total	13,065	100%

A Final Action Date is established at present for all countries.

Employment SECOND Preference:

Top countries are:

<u>Country</u>	<u>Employment Second Preference Total</u>	<u>Percent of Category Waiting List</u>
India	15,651	66.9%
China - mainland born	3,149	13.4%
Korea, South	1,382	5.9%
Canada	322	1.4%
Iran	320	1.4%
All Others	2,586	11.0%
Total	23,410	100%

This category is "current" at present for all but two countries.

Employment THIRD Preference:

Top countries are:

Country	Employment Third Preference: Skilled Worker/Professional Components	Percent of Category Waiting List
India	20,751	47.5%
Philippines	11,956	27.3%
China - mainland born	2,794	6.4%
Korea, South	834	1.9%
United Arab Emirates	615	1.4%
All Others	6,775	15.5%
Total	43,725	100%

Employment Third “Other Workers”:

Top Countries are:

Country	Employment Third Preference: Other Worker Components	Percent of Category Waiting List
China - mainland born	1,416	18.5%
Philippines	1,011	13.2%
Mexico	995	13.0%
Vietnam	919	12.0%
Korea, South	517	6.8%
All Others	2,785	36.5%
Total	7,643	100%

Three oversubscribed countries (China-mainland born, India, and the Philippines) have sufficiently heavy demand in the Employment Third and Third “Other Worker” Preferences to require final action dates earlier than the worldwide dates.

Employment FOURTH Preference:

Top countries are:

Country	Employment Fourth Preference	Percent of Category Waiting List
India	228	21.6%
Mexico	96	9.1%
Korea, South	63	6.0%
Brazil	38	3.6%
Nigeria	36	3.4%
All Others	594	56.3%
Total	1,055	100%

The above Employment Fourth Preference category totals include the SR category.

Visa availability is “current” at present for all countries except for El Salvador, Guatemala, Honduras, and Mexico.

Employment FIFTH Preference:

Top countries are:

Country	Employment Fifth Preference	Percent of Category Waiting List
China - mainland born	33,167	89.4%
Vietnam	1,773	4.8%
India	561	1.5%
Hong Kong S.A.R.	249	0.7%
Brazil	201	0.5%
All Others	1,139	3.1%
Total	37,090	100%

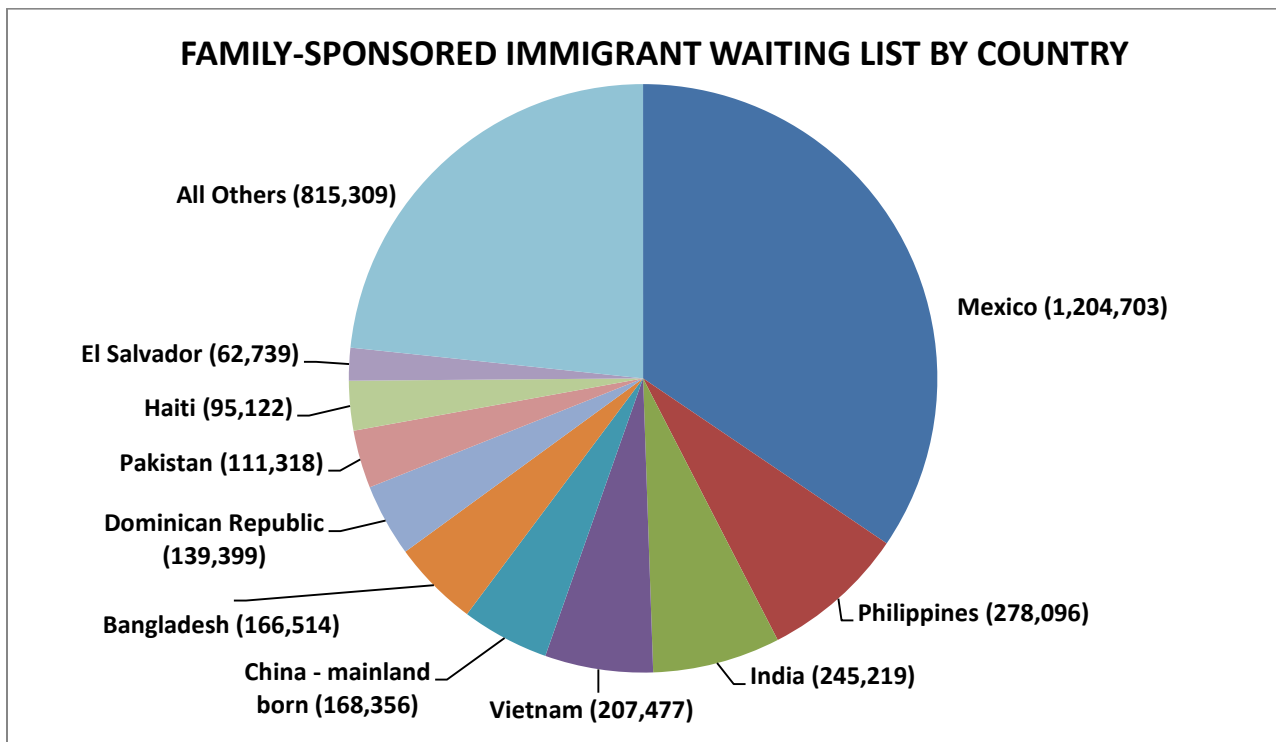
Visa availability is “current” at present for all countries except China-mainland born, India, and Vietnam.

Family-sponsored Immigrant Waiting List By Country

The ten countries with the highest number of Family-sponsored waiting list registrants are listed below; together these represent 76.7% of the total. This list includes all countries with at least 62,000 persons on the waiting list. (The per-country limit in INA 202 sets an annual maximum on the amount of Family preference visas which may be issued to applicants from any one country; the FY 2020 per-country limit will be 15,820.)

Family-sponsored Preferences

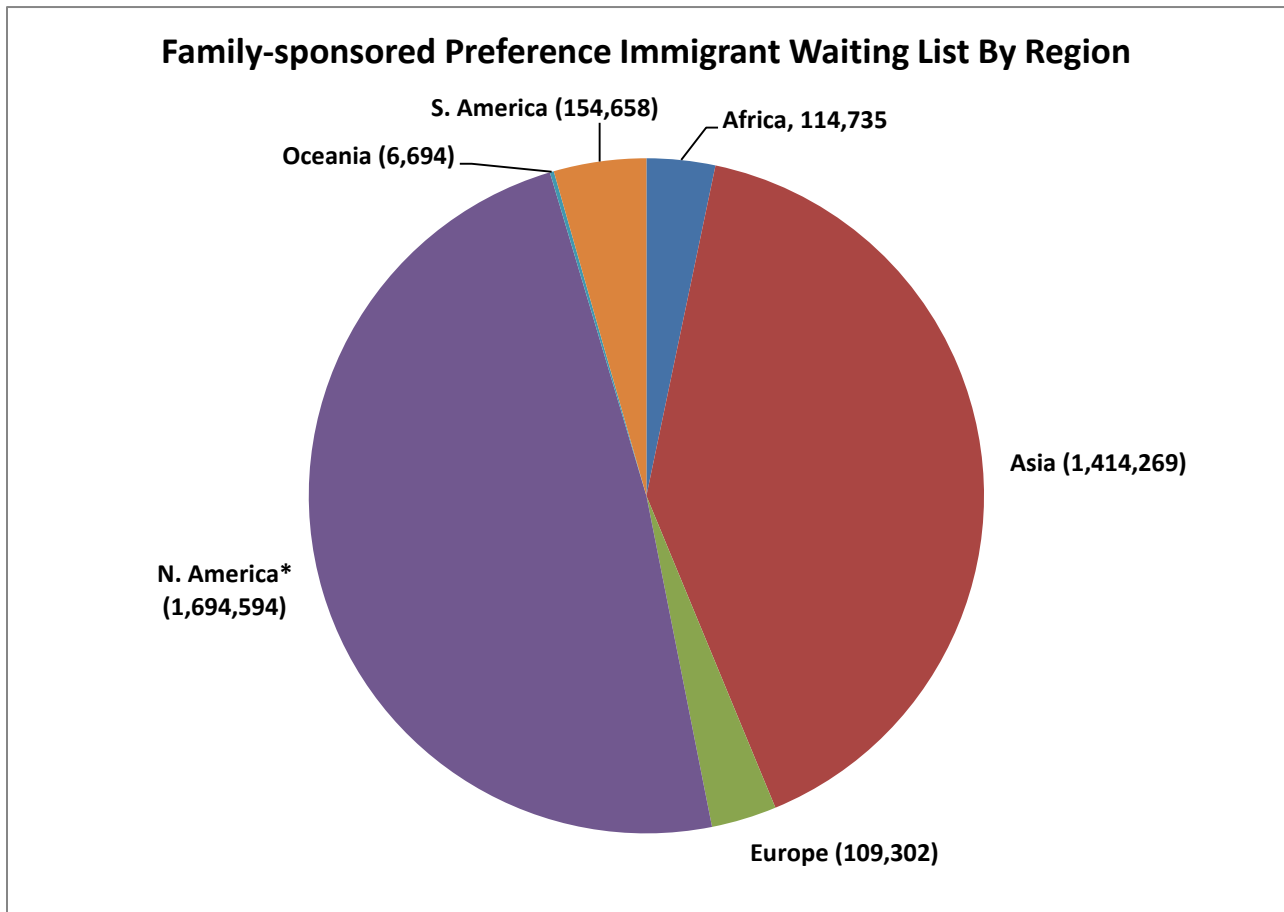
Country	Total
Mexico	1,204,703
Philippines	278,096
India	245,219
Vietnam	207,477
China - mainland born	168,356
Bangladesh	166,514
Dominican Republic	139,399
Pakistan	111,318
Haiti	95,122
El Salvador	62,739
All Others	815,309
Worldwide Total	3,494,252



Family-sponsored Immigrant Waiting List By Region

A breakdown of the NVC waiting list by region is:

Region	Total
Africa	114,735
Asia	1,414,269
Europe	109,302
N. America*	1,694,594
Oceania	6,694
S. America	154,658
Family Total	3,494,252



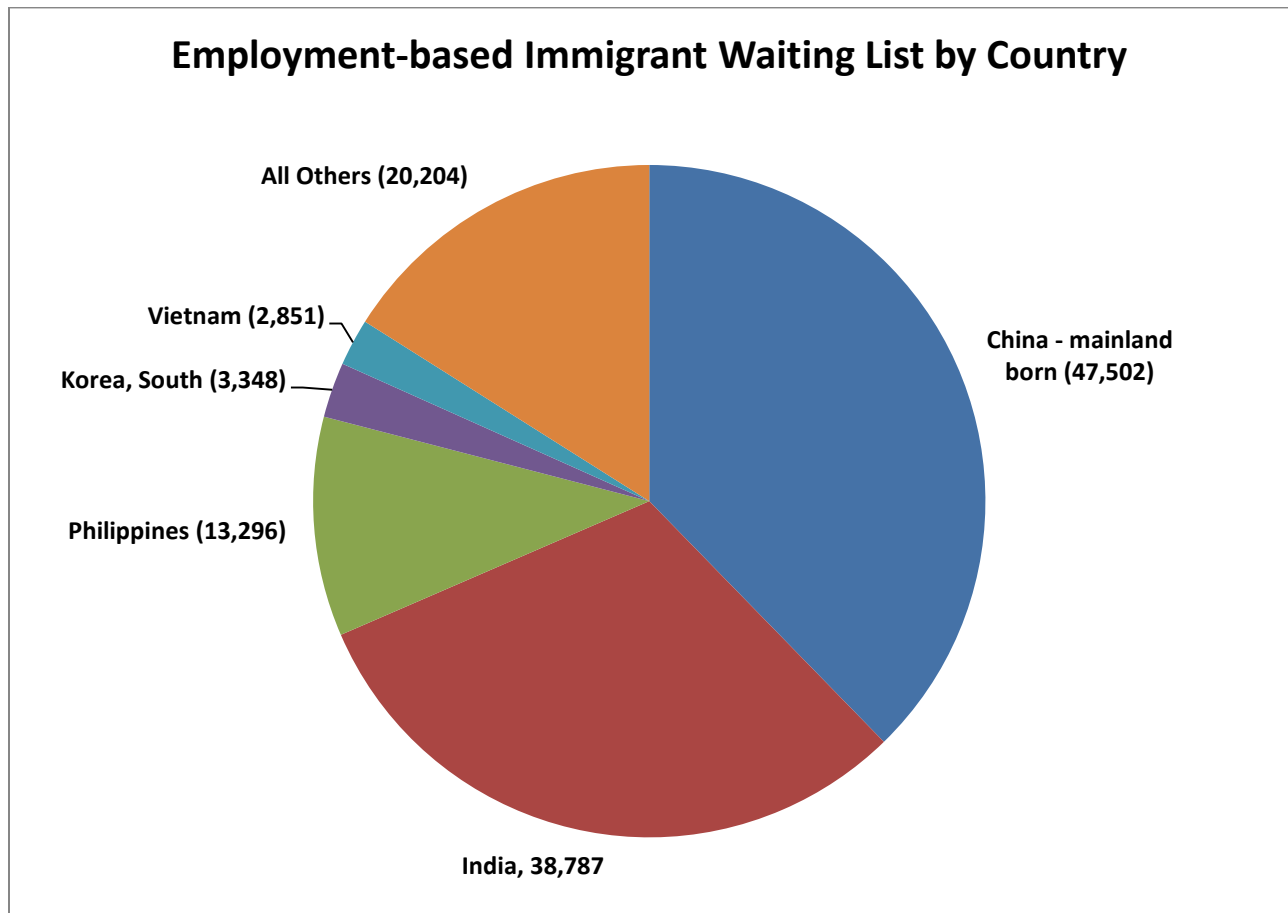
*North America includes Canada, Mexico, Central America and the Caribbean.

Employment-based Immigrant Waiting List By Country

The five countries with the highest number of Employment-based waiting list registrants are listed below; together these represent 84.0% of the total. This list includes all countries with at least 2,500 persons on the waiting list. (The per-country limit in INA 202 sets an annual maximum on the amount of Employment preference visas which may be issued to applicants from any one country; the FY 2020 per-country limit will be approximately 10,960.)

Employment-based Preferences

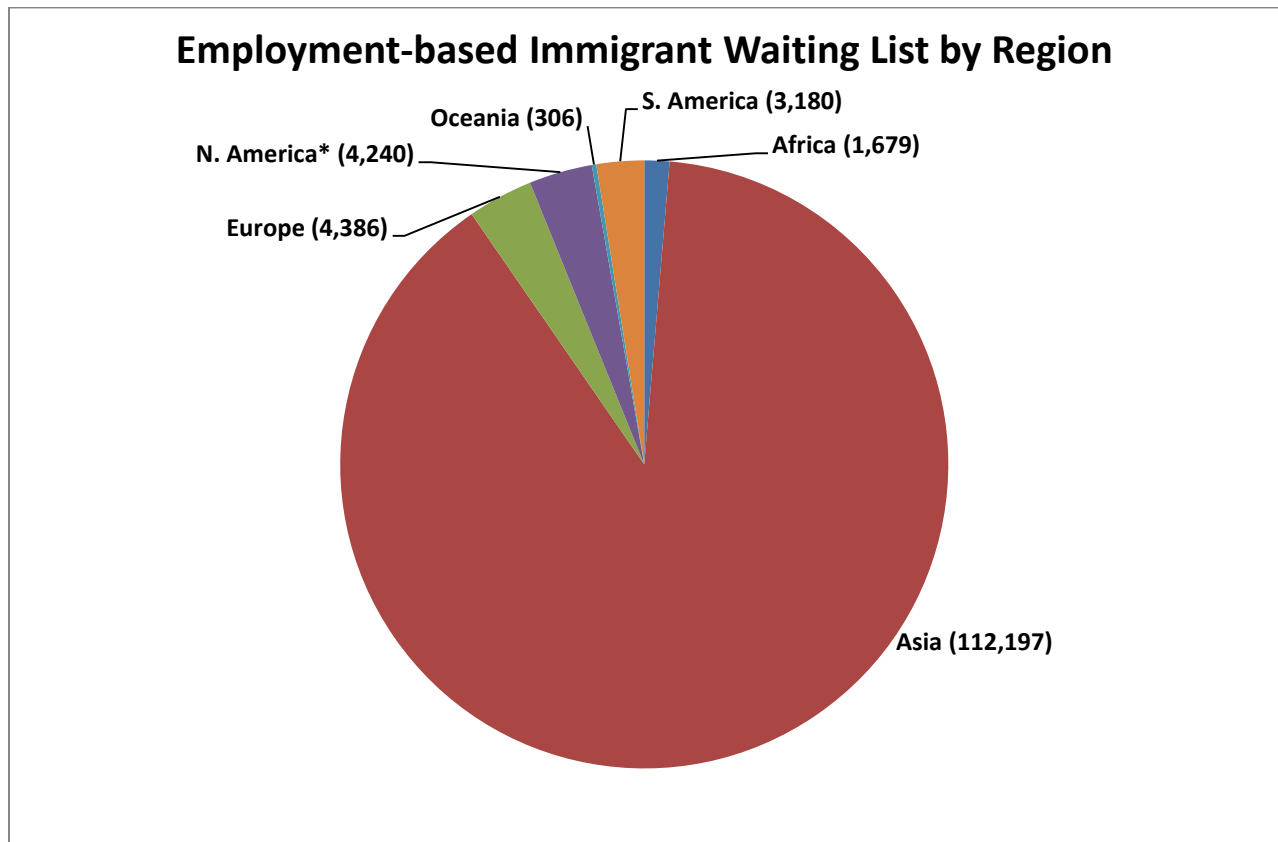
Country	Total
China - mainland born	47,502
India	38,787
Philippines	13,296
Korea, South	3,348
Vietnam	2,851
All Others	20,204
Worldwide Total	125,988



Employment-based Immigrant Waiting List By Region

A breakdown of the NVC waiting list by region is:

Region	Total
Africa	1,679
Asia	112,197
Europe	4,386
N. America*	4,240
Oceania	306
S. America	3,180
Employment Total	125,988



*North America includes Canada, Mexico, Central America and the Caribbean.